

(4)

Guru Gobind Singh College of Engineering and Research Centre, Nashik
Student's Feedback Report (2018-19 ODD Sem)

CIVIL DEPARTMENT

Overall Feedback

Sr. No	Name of Staff	Feedback (5)
1	Dr. N. G. Nikam	3.96
2	Dr. V. M. Natraj	4.31
3	Mr. D. O. Bhavar	4.24
4	Mrs. P. A. Padalkar	4.07
5	Mrs. T. A. Kulkarni	4.13
5	Mr. A. G. Chaudhari	3.34
6	Mr. C. G. Joshi	4.04
7	Mr. P. B. Shinde	4.14
8	Mrs. V. S. Bhalerao	3.85
9	Ms. V. V. Pawar	4.29
10	Mr. S. V. Pund	4.3
11	Mr. S. R. Bhutada	4.55
12	Mr. D. S. Desale	4.07
13	Mr. A. R. Avhad	4.33
14	Ms. D. A. Ankalgi	4.59
15	Mr. G. N. Desai	4.16
16	Mr. R. K. Paikrao	3.98


Dr. V. M. Natraj
HOD Civil Engg.


Dr. S. D. Kalpande
Academic Dean


Dr. N. G. Nikam
Principal

Academic Year: 2018-2019 (ODD) Program : CE

Name of Teacher: Dr. V. M. Natraj

Rate the teaching-learning process parameters of mentioned subject
(Very Poor: 1, Poor: 2, Average: 3, Good: 4, Excellent: 5)

S. N.	Question	Offline						Online		Rating HWR				
		FM - II - B		HWR - A		ESD		Rating			Parameter	Rating FM II		
		Th	Pr	Th	Pr	Th	Pr	Th	Pr	Average				
1	Regularity in class conduction	4.55	4.11	4.36	4.21	4.33	4.36	4.33	4.36	4.36	Audible Clear Voice & Pronunciations	4.44	4.24	
2	Delivery of course content	4.25	4.04	4.21	4.07	4.15	4.21	4.15	4.21	4.21	Clarity to students Doubts	4.49	4.40	
3	Teaching methodologies used for understanding concepts	4.23	4.11	4.07	4.04	4.17	4.07	4.17	4.07	4.07	Coverage of Syllabus	4.49	3.90	
4	Interaction and motivation related to course	4.23	4.24	4.04	4.23	4.23	4.04	4.23	4.04	4.04	Knowledge and Competence	4.50	4.54	
5	Understanding of course objective	4.20	4.24	4.14	4.22	4.22	4.14	4.22	4.14	4.14	Lecture Management	4.45	4.30	
6	Overall command on class and subject	4.23	4.15	4.11	4.11	4.19	4.11	4.19	4.11	4.11	Presentation Skill	4.45	4.30	
	Average	4.28	4.15	4.15	4.15	4.21	4.15	4.21	4.15	4.15	Real World Examples	4.44	4.47	
	Total Avg	4.21		4.18		4.18		4.18		4.18		Reference to university exam questions	4.47	4.47
		Yes	No	Yes	No	Yes	No	Yes	No	Yes	Speed of delivery of syllabus	4.47	3.80	
7	Aware about the course outline (Yes/No)	33.00	44.00	2.00	89.53	89.53	4	89.53	4	89.53	Students counseling and support	4.52	4.30	
8	Aware about evaluation format (Yes/No)	33.00	44.00	1.00	88.37	88.37	2	88.37	2	88.37		4.47	4.27	
9	Course meets the expectation (Yes/No)	33.00	43.00	3.00	86.37	86.37	7	86.37	7	86.37				
Suggestions for Improvement :											Overall Rating=4.31			

Dr. A. V. Natraj
HOD, CE Dept.

Dr. S. D. Kalpande
Academic Dean

Dr. N. C. Avkhan
Principal

Guru Gobind Singh College of Engineering and Research Centre, Nashik
Student's Feedback Report (Odd Sem)

Academic Year: 2018-2019 (ODD)	Program : CE
--------------------------------	--------------

Name of Teacher: Dr. N. G. Nikam

Rate the teaching-learning process parameters of mentioned subject
(Very Poor: 1, Poor: 2, Average: 3, Good: 4, Excellent: 5)

S. N.	Question	Offline			Online		Rating FM II
		Rating		Parameter			
	Name of Subject	HWR - B	Average				
	Th/Pr	Th	Th	Audible Clear Voice & Pronunciations		4.19	
		Rating	Rating (05)	Clarity to students Doubts		4.15	
1	Regularity in class conduction	4.03	4.03	Coverage of Syllabus		4.23	
2	Delivery of course content	3.78	3.78	Knowledge and Competence		4.15	
3	Teaching methodologies used for understanding concepts	3.65	3.65	Lecture Management		4.19	
4	Interaction and motivation related to course	3.60	3.60	Presentation Skill		4.19	
5	Understanding of course objective	3.55	3.55	Real World Examples		4.15	
6	Overall command on class and subject	3.68	3.68	Reference to university exam questions		4.27	
	Average	3.71	3.71	Speed of delivery of syllabus		4.33	
	Total Avg	3.71	3.71	Students counseling and support		4.21	
		Yes	Yes(%)				
7	Aware about the course outline (Yes/No)	34.00	85.00				
8	Aware about evaluation format (Yes/No)	32.00	80.00				
9	Course meets the expectation (Yes/No)	30.00	75.00				
Suggestions for Improvement : *				Overall Rating=3.96			


Dr. N. G. Nikam
Principal


Dr. S. D. Kalpande
Academic Dean




Civil Engineering Science Department

Feedback Analysis Report: A.Y.2018-19 (Sem-I)

Sr. No.	Name of Staff	Average Feedback					
		Students	HOD	Academic Dean	Principal	CEO	Average
1	Dr. V. M. Natraj	4.31					
2	Mr. D. O. Bhavar	4.24	4.00	4.00			
3	Mrs. P. A. Padalkar	4.07	3.80	3.70			
4	Mr. A. G. Chaudhari	3.34	3.25	2.90			
5	Mr. C. G. Joshi	4.04	3.75	3.00			
6	Mrs. T. A. Kulkarni	4.13	3.88	3.40			
7	Mr. P. B. Shinde	4.14	3.88	3.50			
8	Mr. S. R. Bhutada	4.40	4.13	3.70			
9	Mr. D. S. Desale	4.28	3.88	3.60			
10	Mrs. V. S. Bhalerao	3.85	3.88	2.60			
11	Mr. A. R. Avhad	4.33	3.88	3.70			
12	Ms. D. A. Ankalgi	4.59	3.88	3.80			
13	Ms. V. V. Pawar	4.29	3.25	3.40			
14	Mr. R. K. Paikrao	3.98	3.75	3.00			
15	Mr. S. V. Pund	4.30	<-----Left In Nov.2018----->				
16	Mr. G. N. Desai	4.16	<-----Left In Nov.2018----->				


Dr. S. D. Kalpande
Academic Dean


Dr. N. G. Nikam
Principal

Guru Gobind Singh College of Engineering and Research Centre, Nashik
Student's Feedback Report (Odd Term)

Academic Year: 2018-2019

Program : CE

Name of Teacher: Mr. D. O. Bhavar

Rate the teaching-learning process parameters of mentioned subject
(Very Poor: 1, Poor: 2, Average: 3, Good: 4, Excellent: 5)

S. N.	Question	Offline										Online		
		Name of Subject		SOM		ATP		ESD		Average		Parameter	Rating SOM	Rating ATP
		Th/Pr	Th	Pr	Th	Pr	Th	Pr	Th	Pr				
1	Regularity in class conduction		4.4	4.55	4.17	4.33	4.28	4.44	4.34	4.10	Clarity to students Doubts	4.34	4.10	
2	Delivery of course content		4.45	4.35	3.97	4.00	4.21	4.18	4.34	4.40	Coverage of Syllabus	4.34	4.40	
3	Teaching methodologies used for understanding concepts		4.25	4.25	4.07	3.67	4.16	3.96	4.34	4.30	Knowledge and Competence	4.34	4.30	
4	Interaction and motivation related to course		4.5	4.4	3.73	3.89	4.12	4.14	3.84	4.47	Presentation Skill	3.84	4.47	
5	Understanding of course objective		4.4	4.4	3.83	3.83	4.12	4.12	4.67	4.24	Real World Examples	4.67	4.24	
6	Overall command on class and subject		4.5	4.5	4.03	3.89	4.27	4.19	4.00	4.30	Relevance to university exam questions	4.00	4.30	
		Average	4.42	4.41	3.97	3.94	4.19	4.17	4.34	4.14	Speed of delivery of syllabus	4.34	4.14	
		Total Avg	4.41		3.97	3.94	4.18		4.23	4.30	Students counseling and support	4.23	4.30	
7	Aware about the course outline (Yes/No)		Yes	No	Yes	No	Yes(%)	No(%)						
			20	1	26	2	92	8						
8	Aware about evaluation format (Yes/No)		Yes	No	Yes	No	Yes(%)	No(%)						
			19	2	26	2	90	6						
9	Course meets the expectation (Yes/No)		Yes	No	Yes	No	Yes(%)	No(%)						
			19	1	29	0	96	2						
Suggestions for Improvement : *												Overall Rating=4.24		

A
BDD


Dr. A. M. Narraj
HOD, C.E. Dept.


Dr. S. D. Kalpande
Academic Dean


Dr. N. G. Nikam
Principal

Guru Gobind Singh College of Engineering and Research Centre, Nashik
Student's Feedback Report (Mid Term)

Academic Year: 2018-2019	Program : CE
--------------------------	--------------

Name of Teacher: Mrs. P. A. Padalkar

Rate the teaching-learning process parameters of mentioned subject
(Very Poor: 1, Poor: 2, Average: 3, Good: 4, Excellent: 5)

S. N.	Question	Offline										Online		
		Name of Subject		GTE		FM II		ESD		Average		Parameter	Rating GTE	Rating FM II
		Th	Pr	Th	Pr	Th	Pr	Th	Pr	Th	Pr			
1	Regularity in class conduction	4.45	4.4	4.00	3.85	4.23	4.125	Audible Clear Voice & Pronunciations		4.5	4.23			
2	Delivery of course content	4.10	4.2	3.96	4	4.03	4.1	Clarity to students Doubts		3.335	4.16			
3	Teaching methodologies used for understanding concepts	4.00	4.25	3.76	3.95	3.88	4.1	Coverage of Syllabus		4.665	4.31			
4	Interaction and motivation related to course	3.70	3.9	3.78	4.1	3.74	4	Knowledge and Competence		3.335	4.27			
5	Understanding of course objective	3.60	3.9	3.48	4.1	3.54	4	Lecture Management		4	4.08			
6	Overall command on class and subject	4.05	4.05	3.78	4.25	3.92	4.15	Presentation Skill		3.5	4.27			
	Average	3.98	4.12	3.79	4.04	3.89	4.08	Real World Examples		4.335	4.16			
	Total Avg	4.05		3.79		3.98		Referance to university exam questions		4.335	4.16			
7	Aware about the course outline (Yes/No)	Yes	No	Yes	No	Yes(%)	No(%)	Speed of delivery of syllabus		4.5	4.31			
8	Aware about evaluation format (Yes/No)	16	3	37	22	88	42	Students counseling and support		3.835	4.16			
9	Course meets the expectation (Yes/No)	17	3	42	22	98	42			4.034	4.21			
9	Course meets the expectation (Yes/No)	15	4	34	23	82	45							
Suggestions for Improvement : *														
Overall Rating = 4.07														


Dr. S. D. Kalpande
HOD, C.E. Dept.


Dr. N. G. Nikam
Principal

Guru Gobind Singh College of Engineering and Research Centre, Nashik
Student's Feedback Report (Odd Term)

Academic Year: 2018-2019	Program : CE
--------------------------	--------------


Name of Teacher: Mr. A. G. Chaudhari

Rate the teaching-learning process parameters of mentioned subject
(Very Poor: 1, Poor: 2, Average: 3, Good: 4, Excellent: 5)

S.N.	Question	Offline Rating										Online		
		Name of Subject		IECT		HWR		BCCE		Average		Parameter		IECT
		Th	Pr	Th	Pr	Th	Pr	Th	Pr	Th	Pr	Audible Clear Voice & Pronunciations		
1	Regularity in class conduction	3.6	3.07	4.24	4.24	3.92	3.66	3.92	3.66	3.92	3.66	Clarity to students Doubts	3.92	2.91
2	Delivery of course content	3.20	2.60	2.93	2.93	3.06	2.76	3.06	2.76	3.06	2.76	Coverage of Syllabus	3.82	3.45
3	Teaching methodologies used for understanding concepts	3.20	2.57	2.63	2.63	2.92	2.60	2.92	2.60	2.92	2.60	Knowledge and Competence	3.74	3.34
4	Interaction and motivation related to course	3.30	2.67	2.76	2.76	3.03	2.71	3.03	2.71	3.03	2.71	Lecture Management	3.80	3.45
5	Understanding of course objective	3.30	2.67	2.73	2.73	3.02	2.70	3.02	2.70	3.02	2.70	Presentation Skill	3.69	3.18
6	Overall command on class and subject	3.15	2.67	2.49	2.49	2.82	2.58	2.82	2.58	2.82	2.58	Real World Examples	3.80	3.14
	Average	3.29	2.71	2.96	2.96	3.13	2.83	3.13	2.83	3.13	2.83	Referance to university exam questions	3.89	3.06
	Total Avg	3.00		2.96		2.98		2.98		2.98		Speed of delivery of syllabus	3.88	3.49
		Yes	No	Yes	No	Yes(%)	No(%)	Yes(%)	No(%)	Yes(%)	No(%)	Students counseling and support	3.82	3.22
7	Aware about the course outline (Yes/No)	23	15	18	23	51	54	51	54	51	54			
8	Aware about evaluation format (Yes/No)	22	15	23	18	56	46	56	46	56	46			
9	Course meets the expectation (Yes/No)	24	17	18	23	52	56	52	56	52	56			
Suggestions for Improvement : *														
Overall Rating = 3.34														


Dr. A. V. Narraj
HOD, CE Dept.


Dr. S. D. Kalpande
Academic Dean


N. G. Nikam
Principal


Guru Gobind Singh College of Engineering and Research Centre, Nashik
Student's Feedback Report (Odd Term)

Academic Year: 2018-19	Program : CE
------------------------	--------------


Name of Teacher: Mr. P. B. Shinde

Rate the teaching-learning process parameters of mentioned subject
(Very Poor: 1, Poor: 2, Average: 3, Good: 4, Excellent: 5)

S.N.	Question	Offline										Online				
		Name of Subject		SD I					SD III					Parameter	Rating SD I	Rating SD III
		Th	Pr	Th	Pr	Th	Pr	Th	Pr	Th	Pr	Average				
1	Regularity in class conduction	4.17	4.11	4.67	3.70	3.86	4.42	3.89	4.46	4.43	4.22	Audible Clear Voice & Pronunciations	4.46	4.17		
2	Delivery of course content	3.72	4.00	4.20	3.83	3.57	3.96	3.80	4.46	4.43	4.29	Clarity to students Doubts	4.43	4.00		
3	Teaching methodologies used for understanding concepts	3.59	3.44	4.00	3.57	3.29	3.79	3.43	4.46	4.43	4.29	Coverage of Syllabus	4.39	4.07		
4	Interaction and motivation related to course	3.54	3.56	4.03	3.83	3.29	3.79	3.56	4.46	4.43	4.29	Knowledge and Competence	4.43	4.22		
5	Understanding of course objective	3.50	3.22	4.23	3.87	3.14	3.87	3.41	4.46	4.43	4.22	Lecture Management	4.46	4.22		
6	Overall command on class and subject	3.54	3.67	4.43	3.87	3.29	3.99	3.61	4.46	4.43	4.22	Presentation Skill	4.39	4.31		
	Average	3.68	3.67	4.26	3.78	3.40	3.97	3.62	4.46	4.43	4.22	Real World Examples	4.35	4.17		
	Total Avg	3.67		4.02		3.40		3.79		3.79		Reference to university exam questions	4.46	4.22		
7	Aware about the course outline (Yes/No)	Yes	No	Yes	No	No	Yes(%)	No(%)	Overall Rating=4.14					4.43	4.24	
8	Aware about evaluation format (Yes/No)	33	2	27	6	2.00	79	22								
9	Course meets the expectation (Yes/No)	33	3	27	8	3.00	79	30								
Suggestions for Improvement : *		31	2	26	5	2.00	75	20						4.43	4.22	


Dr. S. J. Kalpande
Academic Dean


Dr. V. M. Natraj
HOD, CE Dept.


Dr. N. G. Nikam
Principal

Guru Gobind Singh College of Engineering and Research Centre, Nashik
Student's Feedback Report (Mid Term)

Academic Year: 2018-2019 Program : CE

Name of Teacher: Mrs. V. S. Bhalerao

Rate the teaching-learning process parameters of mentioned subject
(Very Poor: 1, Poor: 2, Average: 3, Good: 4, Excellent: 5)

S. N.	Question	Offline										Online				
		Name of Subject		SA II		FM II		SD I		BCEE (FE-A)		Average		Parameter	Rating (05) SA II	Rating (05) BCCE
		Th	Pr	Th	Pr	Th	Pr	Th	Pr	Th	Pr	Th	Pr			
1	Regularity in class conduction	4.15	4.43	4.11	4.07	4.11	4.11	4.13	4.20	Rating (05)		Rating (05)		Audible Clear Voice & Pronunciations	4.21	3.75
2	Delivery of course content	3.75	4.29	3.61	3.71	3.61	3.61	3.68	3.87	Rating (05)		Rating (05)		Clarity to students Doubts	4.24	3.40
3	Teaching methodologies used for understanding concepts	3.75	4.43	3.33	3.43	3.33	3.33	3.54	3.73	Rating (05)		Rating (05)		Coverage of Syllabus	4.17	3.73
4	Interaction and motivation related to course	3.25	4.14	3.19	3.29	3.19	3.19	3.22	3.54	Rating (05)		Rating (05)		Knowledge and Competence	4.10	3.74
5	Understanding of course objective	3.55	4.57	3.47	3.50	3.47	3.47	3.51	3.85	Rating (05)		Rating (05)		Lecture Management	4.21	3.59
6	Overall command on class and subject	3.90	4.71	3.92	3.57	3.92	3.92	3.91	4.07	Rating (05)		Rating (05)		Presentation Skill	4.17	3.53
	Average	3.73	4.43	3.61	3.60	3.61	3.61	3.67	3.88	Rating (05)		Rating (05)		Real World Examples	4.16	3.44
	Total Avg	4.05	4.18	3.61	3.60	3.61	3.61	3.77	3.88	Rating (05)		Rating (05)		Reference to university exam questions	4.25	3.53
7	Aware about the course outline (Yes/No)	Yes	No	Yes	No	Yes	No	Yes (%)	No (%)	Rating (05)		Rating (05)		Speed of delivery of syllabus	4.14	3.41
8	Aware about evaluation format (Yes/No)	30	0	26	5	73.68	10	73.68	26.32	Rating (05)		Rating (05)		Students counseling and support	4.19	3.58
9	Course meets the expectation (Yes/No)	29	0	24	4	69.74	12	69.74	28.07	Rating (05)		Rating (05)				
		27	0	23	4	65.79	13	65.79	29.82	Rating (05)		Rating (05)				
Suggestions for Improvement :																
Overall Rating=3.85																


Dr. V. M. Nairaj
HOD, CE Dept.


Dr. S. D. Kalpande
Academic Dean


Dr. N. G. Nikam
Principal

Guru Gobind Singh College of Engineering and Research Centre, Nashik
Student's Feedback Report (Mid Term)

Academic Year: 2018-2019	Program : CE	
--------------------------	--------------	--

Name of Teacher: Ms. V. V. Pawar

Rate the teaching-learning process parameters of mentioned subject
(Very Poor: 1, Poor: 2, Average: 3, Good: 4, Excellent: 5)

S. N.	Question	Offline										Online		
		Name of Subject		BTM		SUR		Rating		Average		Parameter	Rating BTM	Rating SUR
		Th	Pr	Th	Pr	Th	Pr	Th	Pr	Th	Pr			
1	Regularity in class conduction	4.45	4.10	4.49	4.53	4.47	4.32	4.47	4.32	4.38	4.60	4.38	4.60	
2	Delivery of course content	3.95	3.70	4.43	4.47	4.19	4.08	4.19	4.08	4.75	4.56	4.75	4.50	
3	Teaching methodologies used for understanding concepts	3.90	3.65	4.33	4.34	4.11	4.00	4.11	4.00	3.88	4.54	3.88	4.54	
4	Interaction and motivation related to course	3.40	3.45	4.16	4.15	3.78	3.80	3.78	3.80	4.00	4.56	4.00	4.56	
5	Understanding of course objective	3.65	3.55	4.32	4.42	3.98	3.98	3.98	3.98	4.38	4.54	4.38	4.54	
6	Overall command on class and subject	3.95	3.90	4.28	4.41	4.11	4.15	4.11	4.15	4.63	4.56	4.63	4.56	
	Average	3.88	3.73	4.34	4.39	4.11	4.06	4.11	4.06	3.88	4.58	3.88	4.58	
	Total Avg	3.80		4.36		4.08		4.08		4.24		4.54		
7	Aware about the course outline (Yes/No)	Yes	No	Yes	No	Yes(%)	No(%)	Yes(%)	No(%)	Overall Rating=4.29				
		17.00	4.00	77.00	4.00	95	8	95	8					
8	Aware about evaluation format (Yes/No)	Yes	No	Yes	No	Yes(%)	No(%)	Yes(%)	No(%)					
		18.00	3.00	73.00	4.00	92	7	92	7					
9	Course meets the expectation (Yes/No)	Yes	No	Yes	No	Yes(%)	No(%)	Yes(%)	No(%)					
		18.00	2.00	71.00	7.00	90	9	90	9					

Suggestions for Improvement :


Dr. V. V. Narraj
HOD, CE Dept.


Dr. S. D. Kalpande
Academic Dean


Dr. N. G. Nikam
Principal



Guru Gobind Singh College of Engineering and Research Centre, Nashik
Student's Feedback Report (Mid Term)

Academic Year: 2018-2019	Program : CE
--------------------------	--------------

Name of Teacher: Mr. S. V. Pund


Rate the teaching-learning process parameters of mentioned subject
(Very Poor: 1, Poor: 2, Average: 3, Good: 4, Excellent: 5)

S. N.	Question	Name of Subject	SD I						SD III						Ele II (Eq.E)		Average		Parameter		Rating SD III		Rating Eq.E	
			Pr		Th		Pr		Th		Pr		Th		Rating (05)		Rating (05)		Audible Clear Voice & Pronunciations		Rating		Rating	
			Rating (05)	Rating (05)	Rating (05)	Rating (05)	Rating (05)	Rating (05)	Rating (05)	Rating (05)	Rating (05)	Rating (05)	Rating (05)	Rating (05)	Rating (05)	Yes	No(%)	Yes	No(%)	4.37	4.64	4.37	4.64	
1	Regularity in class conduction		4.00	4.05	3.85	4.26	3.93	4.15	3.93	4.15	3.93	4.15	3.93	4.15	3.93	4.15	3.93	4.15	4.37	4.64	4.37	4.64		
2	Delivery of course content		3.91	3.8	3.60	3.94	3.75	3.87	3.75	3.87	3.75	3.87	3.75	3.87	3.75	3.87	3.75	3.87	4.46	4.64	4.46	4.64		
3	Teaching methodologies used for understanding concepts		4.18	3.95	3.60	4.02	3.89	3.99	3.89	3.99	3.89	3.99	3.89	3.99	3.89	3.99	3.89	3.99	4.46	4.64	4.46	4.64		
4	Interaction and motivation related to course		3.73	3.75	3.72	3.81	3.73	3.78	3.73	3.78	3.73	3.78	3.73	3.78	3.73	3.78	3.73	3.78	4.41	4.64	4.41	4.64		
5	Understanding of course objective		4.00	3.6	3.77	4.02	3.88	3.81	3.81	3.88	3.88	3.81	3.88	3.88	3.81	3.88	3.88	3.81	4.46	4.64	4.46	4.64		
6	Overall command on class and subject		3.91	3.65	3.68	3.98	3.79	3.81	3.81	3.79	3.79	3.81	3.79	3.81	3.79	3.81	3.79	3.81	4.37	4.64	4.37	4.64		
	Average		3.95	3.8	3.70	4.00	3.83	3.90	3.83	3.83	3.83	3.90	3.83	3.83	3.83	3.83	3.83	3.83	4.46	4.64	4.46	4.64		
	Total Avg		3.95	3.75	3.87	4.00	3.87	3.87	3.87	3.87	3.87	3.87	3.87	3.87	3.87	3.87	3.87	3.87	4.39	4.64	4.39	4.64		
7	Aware about the course outline (Yes/No)		No	Yes	No	Yes	Yes(%)	No(%)	Yes(%)	No(%)	Yes(%)	No(%)	Yes(%)	83	19	83	19	Overall Rating= 4.3						
8	Aware about evaluation format (Yes/No)		1	38	10	40	78	24	78	24	78	24	78	24	78	24								
9	Course meets the expectation (Yes/No)		1	36	13	37	73	28	73	28	73	28	73	28	73	28								

Suggestions for Improvement : *


Dr. V. M. Nataraj
HOD, CE Dept.


Dr. S. D. Kalpande
Academic Dean


Dr. N. G. Nikam
Principal

Guru Gobind Singh College of Engineering and Research Centre, Nashik
Student's Feedback Report (Mid Term)

Academic Year: 2017-2018	Program : CE
--------------------------	--------------

Name of Teacher: Mr. S. R. Bhutada

Rate the teaching-learning process parameters of mentioned subject
(Very Poor: 1, Poor: 2, Average: 3, Good: 4, Excellent: 5)

S. N.	Question	Offline										Online	
		Name of Subject		BTM		FSD		SDI		Average		Parameter	Rating BTM
		Th	Pr	Th	Pr	Th	Pr	Th	Pr	Th	Pr		
1	Regularity in class conduction	4.76	4.71	4.35	4.15	4.76	4.40	4.76	4.76	4.40	Audible Clear Voice & Pronunciations	4.29	
2	Delivery of course content	4.70	4.63	4.00	4.00	4.70	4.21	4.70	4.70	4.21	Clarity to students Doubts	4.33	
3	Teaching methodologies used for understanding concepts	4.70	4.65	4.30	3.92	4.70	4.29	4.70	4.70	4.29	Coverage of Syllabus	4.30	
4	Interaction and motivation related to course	4.77	4.75	4.05	4.15	4.77	4.52	4.77	4.77	4.52	Knowledge and Competence	4.26	
5	Understanding of course objective	4.72	4.70	3.95	4.08	4.72	4.24	4.72	4.72	4.24	Lecture Management	4.33	
6	Overall command on class and subject	4.73	4.68	4.05	4.08	4.73	4.27	4.73	4.73	4.27	Presentation Skill	4.26	
	Average	4.73	4.69	4.12	4.06	4.73	4.29	4.73	4.73	4.29	Real World Examples	4.26	
	Total Avg	4.71		4.12		4.06		4.51		4.51		Reference to university exam questions	4.35
	Aware about the course outline (Yes/No)	Yes	No	No	No	Yes(%)	No(%)	Yes(%)	No(%)	Yes(%)	No(%)	Speed of delivery of syllabus	4.27
	Aware about evaluation format (Yes/No)	77	2	1	0	97	3	97	97	97	3	Students counseling and support	4.37
	Course meets the expectation (Yes/No)	77	3	3	2	97	7	97	97	97	7	Overall Rating = 4.4	4.30

Suggestions for Improvement : *


 (S.R. Bhutada)
 HOD, C.E. Dept.


 Dr. S. D. Kshirsagar
 Academic Dean


 Dr. N. G. Nikam
 Principal

Guru Gobind Singh College of Engineering and Research Centre, Nashik
Student's Feedback Report (Odd Term)

Academic Year: 2018-2019	Program : CE
--------------------------	--------------

Name of Teacher: Mr. C. G. Joshi

Rate the teaching-learning process parameters of mentioned subject
(Very Poor: 1, Poor: 2, Average: 3, Good: 4, Excellent: 5)

S. N.	Question	Offline						Online						
		Name of Subject		TRI		IECT		FM II		Average		Parameter	Rating TRE	Rating IECT
		Th	Pr	Th	Pr	Th	Pr	Th	Pr	Th	Pr			
		Th/Pr	Rating (05)		Rating (05)		Rating (05)		Rating (05)					
1	Regularity in class conduction	3.77	3.00	3.74	4.43	3.75	3.71				Audible Clear Voice & Pronunciations	4.34	4.35	
2	Delivery of course content	3.90	3.27	3.67	4.00	3.79	3.63				Clarity to students Doubts	4.19	4.12	
3	Teaching methodologies used for understanding concepts	4.00	3.30	3.76	3.57	3.88	3.44				Coverage of Syllabus	4.36	4.19	
4	Interaction and motivation related to course	3.87	3.23	3.89	3.86	3.88	3.55				Knowledge and Competence	4.36	4.19	
5	Understanding of course objective	4.00	3.27	3.72	3.57	3.86	3.42				Lecture Management	4.22	4.23	
6	Overall command on class and subject	3.80	3.20	3.72	3.71	3.76	3.46				Presentation Skill	4.15	4.04	
	Average	3.89	3.21	3.75	3.86	3.82	3.53				Real World Examples	4.43	4.23	
	Total Avg	3.55		3.75	4.77	3.68					Reference to university exam questions	4.28	4.17	
		Yes	No	Yes	No	Yes(%)	No(%)	Overall Rating= 4.04						
7	Aware about the course outline (Yes/No)	25	10	38	2	85	32							
8	Aware about evaluation format (Yes/No)	26	6	35	1	80	19							
9	Course meets the expectation (Yes/No)	24	9	35	2	78	30							

Suggestions for Improvement :

Dr. V. M. Satraj
HOD, CE Dept.


Dr. S. P. Kalpande
Academic Dean


Dr. N. G. Niskam
Principal

Guru Gobind Singh College of Engineering and Research Centre, Nashik
Student's Feedback Report (Mid Term)

Academic Year: 2017-2018	Program : CE
--------------------------	--------------

Name of Teacher: Mr. D. S. Desale

Rate the teaching-learning process parameters of mentioned subject
(Very Poor: 1, Poor: 2, Average: 3, Good: 4, Excellent: 5)

S. N.	Question	Name of Subject	Rating										Online		Rating SDI
			SOM					SDI					Parameter	Rating SOM	
			Th	Pr	Tu	Rating (05)	Pr	Rating (05)	Th	Pr	Rating (05)	Average			
1	Regularity in class conduction	Th/Fr	4.58	4.57	4.83	5.00	4.78	4.70	4.71	4.78	4.78	4.78	Audible Clear Voice & Pronunciations	3.89	4.42
2	Delivery of course content		4.38	4.54	4.65	4.94	4.74	4.51	4.74	4.74	4.74	4.74	Clarity to students Doubts	3.91	4.33
3	Teaching methodologies used for understanding concepts		4.34	4.51	4.80	4.88	4.69	4.57	4.69	4.69	4.69	4.69	Coverage of Syllabus	4.00	4.38
4	Interaction and motivation related to course		4.11	4.34	4.33	4.76	4.55	4.22	4.55	4.55	4.55	4.55	Knowledge and Competence	3.68	4.35
5	Understanding of course objective		4.43	4.47	4.70	4.88	4.68	4.57	4.68	4.68	4.68	4.68	Lecture Management	3.57	4.38
6	Overall command on class and subject		4.44	4.54	4.63	5.00	4.77	4.53	4.77	4.77	4.77	4.77	Presentation Skill	3.93	4.36
	Average		4.38	4.50	4.65	4.91	4.70	4.52	4.70	4.70	4.70	4.70	Real World Examples	3.87	4.38
	Total Avg		4.44			4.42			4.61			Overall Rating=4.28		3.84	4.32
			Yes	No	Yes	No	Yes(%)	No(%)					4.00	4.33	
7	Aware about the course outline (Yes/No)		77	3	34	1	93	4					3.80	4.33	
8	Aware about evaluation format (Yes/No)		76	4	35	1	93	5					3.88	4.36	
9	Course meets the expectation (Yes/No)		73	7	35	1	91	8							
Suggestions for Improvement : *															


Dr. V. M. Natraj
HOD, C.E. Dept.


Dr. S. D. Kadpande
Academic Dean


Dr. N. G. Nikam
Principal




(10)

Guru Gobind Singh College of Engineering and Research Centre, Nashik
Student's Feedback Report (2018-19 Even Sem)

CIVIL DEPARTMENT

Overall Feedback

Sr. No	Name of Staff	Feedback (5)
1	Dr. N. G. Nikam	4.34
2	Dr. V. M. Natraj	4.3
3	Mr. D. O. Bhavar	4.23
4	Mrs. P. A. Padalkar	4.26
5	Mrs. T. A. Kulkarni	4.28
6	Mr. A. G. Chaudhari	3.87
7	Mr. C. G. Joshi	4.25
8	Mr. P. B. Shinde	4.09
9	Mrs. V. S. Bhalerao	4.14
10	Ms. V. V. Pawar	4.01
11	Mr. S. R. Bhutada	4.15
12	Mr. D. S. Desale	4.38
13	Mr. A. R. Avhad	4.2
14	Ms. D. A. Ankalgi	4.2
15	Mr. R. K. Paikrao	4.27
17	Mrs. V. O. Kulkarni	4.21
18	Mr. C. S. kankariya	4.3
19	Mr. S. R. Pagar	4.32
20	Mr. T. D. Vahule	4.15
21	Mr. N. R. Gholap	3.95
22	Mr. K. U. Pardeshi	3.9


Dr. V. M. Natraj
IOD Civil Engg.


Dr. S. D. Kalpande
Academic Dean
Dean Academics
Guru Gobind Singh College of
Engineering and Research Centre, Nashik


Dr. N. G. Nikam
Principal
PRINCIPAL
GURU GOBIND SINGH COLLEGE OF ENGINEERING
& RESEARCH CENTRE, NASHIK



Guru Gobind Singh College of Engineering and Research Centre, Nashik
Student's Feedback Report (EVEN)

Academic Year: 2018-2019 (EVEN)	Program : CE
---------------------------------	--------------

Name of Teacher: Dr. N. G. Nikam

Rate the teaching-learning process parameters of mentioned subject
(Very Poor: 1, Poor: 2, Average: 3, Good: 4, Excellent: 5)

S. N.	Question	Offline			Online		Rating FM II
		Name of Subject	Rating		Parameter		
		Th/Pr	FM-I	Average	Audible Clear Voice & Pronunciations		4.53
			Th	Th	Clarity to students Doubts		4.50
			Rating (05)	Rating (05)	Coverage of Syllabus		4.51
1	Regularity in class conduction		4.45	4.45	Knowledge and Competence		4.50
2	Delivery of course content		4.28	4.28	Lecture Management		4.52
3	Teaching methodologies used for understanding concepts		4.45	4.45	Presentation Skill		4.50
4	Interaction and motivation related to course		4.45	4.45	Real World Examples		4.01
5	Understanding of course objective		4.14	4.14	Reference to university exam questions		4.46
6	Overall command on class and subject		4.52	4.52	Speed of delivery of syllabus		4.45
	Average		4.38	4.38	Students counseling and support		4.04
	Total Avg		4.38	4.38	Overall Rating=4.34		4.40
		Yes	Yes(%)				
7	Aware about the course outline (Yes/No)	28	70.00				
8	Aware about evaluation format (Yes/No)	28	70.00				
9	Course meets the expectation (Yes/No)	27	67.50				
Suggestions for Improvement : *							





Dr. V. M. Natraj

Head of CE Deptt.
GURU GOBIND SINGH COLLEGE OF ENGINEERING
& RESEARCH CENTRE, NASHIK



Dr. S. D. Kalpande

Academic Dean
Dean Academics
Guru Gobind Singh College of
Engineering and Research Centre, Nashik



Dr. N. G. Nikam

Principal
PRINCIPAL
GURU GOBIND SINGH COLLEGE OF ENGINEERING
& RESEARCH CENTRE, NASHIK

Guru Gobind Singh College of Engineering and Research Centre, Nashik
Student's Feedback Report (EVEN Term)

Academic Year: 2018-2019 (EVEN)	Program : CE
---------------------------------	--------------

Name of Teacher: Dr. V. M. Natraj

Rate the teaching-learning process parameters of mentioned subject
(Very Poor: 1, Poor: 2, Average: 3, Good: 4, Excellent: 5)

S. N. Question	Name of Subject	Offline			Online		
		FM-I	QSCT	Average	Parameter	Rating FM I	Rating QSCT
	Th/Pr	Th	Th	Th	Audible Clear Voice & Pronunciations	4.23	4.25
		Rating (05)	Rating (05)	Rating (05)	Clarity to students Doubts	4.12	4.01
1	Regularity in class conduction	4.20	4.86	4.53	Coverage of Syllabus	4.20	4.10
2	Delivery of course content	4.03	4.86	4.45	Knowledge and Competence	4.21	4.25
3	Teaching methodologies used for understanding concepts	4.00	4.43	4.21	Lecture Management	4.30	4.21
4	Interaction and motivation related to course	4.20	4.71	4.46	Presentation Skill	4.10	4.15
5	Understanding of course objective	4.02	4.71	4.37	Real World Examples	4.35	4.21
6	Overall command on class and subject	4.17	4.71	4.44	Referance to university exam questions	4.30	4.15
	Average	4.10	4.71	4.41	Speed of delivery of syllabus	4.29	4.12
	Total Avg	4.41		4.41	Students counseling and support	4.29	4.10
		Yes	Yes	Yes(%)	Overall Rating=4.30		
7	Aware about the course outline (Yes/No)	55	7	72.09			
8	Aware about evaluation format (Yes/No)	56	7	73.26			
9	Course meets the expectation (Yes/No)	51	6	66.28			
Suggestions for Improvement : *							


Dr. V. M. Natraj
HOD, CE Dept.
Head of Civil Engg.
GURU GOBIND SINGH COLLEGE OF ENGINEERING
& RESEARCH CENTRE, NASHIK


Dr. S. D. Kalpande
Academic Dean
Dean Academics
Guru Gobind Singh College of
Engineering and Research Centre, Nashik


Dr. N. G. Nikam
Principal
GURU GOBIND SINGH COLLEGE OF ENGINEERING
& RESEARCH CENTRE, NASHIK



Guru Gobind Singh College of Engineering and Research Centre, Nashik
Student's Feedback Report (EVEN Term)

Academic Year: 2018-2019 EVEN	Program : CE
-------------------------------	--------------

Name of Teacher: Mr. D. O. Bhavar

Rate the teaching-learning process parameters of mentioned subject
(Very Poor: 1, Poor: 2, Average: 3, Good: 4, Excellent: 5)

S. N.	Question	Offline						Online		Rating QSCT	
		Name of Subject		QSCT		Rating		APDB			Parameter
		Th/Pr	Th	Pr	Th	Pr	Th	Pr	Average		
1	Regularity in class conduction		4.53	4.37	4.17	4.17	4.53	4.27	4.27	Audible Clear Voice & Pronunciations	3.92
2	Delivery of course content		4.42	4.42	3.97	3.97	4.42	4.19	4.19	Clarity to students Doubts	4.08
3	Teaching methodologies used for understanding concepts		4.47	4.58	4.14	4.14	4.47	4.36	4.36	Coverage of Syllabus	4.05
4	Interaction and motivation related to course		4.47	4.32	4.24	4.24	4.47	4.28	4.28	Knowledge and Competence	4.25
5	Understanding of course objective		4.37	4.11	4.10	4.10	4.37	4.10	4.10	Lecture Management	4.10
6	Overall command on class and subject		4.68	4.53	4.07	4.07	4.68	4.30	4.30	Presentation Skill	4.15
	Average		4.49	4.39	4.11	4.11	4.49	4.25	4.25	Real World Examples	3.95
	Total Avg		4.44		3.94	3.94	4.37		4.37	Reference to university exam questions	4.07
			Yes	No	No	No	Yes(%)	No(%)		Speed of delivery of syllabus	4.17
7	Aware about the course outline (Yes/No)		19	0	4	4	100	7		Students counseling and support	4.15
8	Aware about evaluation format (Yes/No)		18	1	3	3	95	7			
9	Course meets the expectation (Yes/No)		18	1	2	2	95	5			
Suggestions for Improvement : *											
Overall Rating=4.23											


Dr. V. M. Natraj
 HOD, CE Dept.
 Head of Civil Engg.
 GURU GOBIND SINGH COLLEGE OF ENGINEERING
 & RESEARCH CENTRE, NASHIK


Dr. S. D. Kalpande
 Academic Dean
Dean Academics
 Guru Gobind Singh College of
 Engineering and Research Centre, Nashik


Dr. N. G. Nikam
 Principal
PRINCIPAL
 GURU GOBIND SINGH COLLEGE OF ENGINEERING
 & RESEARCH CENTRE, NASHIK



Guru Gobind Singh College of Engineering and Research Centre, Nashik
Student's Feedback Report (EVEN Term)

Academic Year: 2018-2019	Program : CE
--------------------------	--------------

Name of Teacher: Mrs. P. A. Padalkar

Rate the teaching-learning process parameters of mentioned subject
(Very Poor: 1, Poor: 2, Average: 3, Good: 4, Excellent: 5)

S. N.	Question	Online								
		Name of Subject		EG		FE		Average Rating (05)	Parameter	Rating EG
Th/Pr	Th	Th	Th	Th	Th					
1	Regularity in class conduction		4.31	4.48	4.39	4.39	4.39	Audible Clear Voice & Pronunciations	4.3	4.45
2	Delivery of course content		3.80	4.38	4.09	4.09	4.09	Clarity to students Doubts	4.35	4.34
3	Teaching methodologies used for understanding concepts		4.03	4.30	4.17	4.17	4.17	Coverage of Syllabus	4.4	4.28
4	Interaction and motivation related to course		3.83	4.43	4.13	4.13	4.13	Knowledge and Competence	4.43	4.38
5	Understanding of course objective		3.93	4.20	4.07	4.07	4.07	Lecture Management	4.2	4.35
6	Overall command on class and subject		3.92	4.03	3.97	3.97	3.97	Presentation Skill	4.33	4.41
	Average		3.97	4.30	4.13	4.13	4.13	Real World Examples	4.23	4.41
	Total Avg		3.79	3.79	4.09	4.09	4.09	Reference to university exam questions	4.26	4.35
			Yes	Yes	Yes	Yes	Yes (%)	Speed of delivery of syllabus	4.33	4.40
7	Aware about the course outline (Yes/No)		55	23	79	79		Students counseling and support	4.48	4.39
8	Aware about evaluation format (Yes/No)		53	22	76	76			4.331	4.38
9	Course meets the expectation (Yes/No)		53	24	78	78				
Suggestions for Improvement : *										
Overall Rating = 4.26										

Pf 9/15/19
P.A. Padalkar

P.V.M.
Dr. V. M. Natraj
 HOD, CE Dept.
 GURU GOBIND SINGH COLLEGE OF ENGINEERING
 & RESEARCH CENTRE, NASHIK

S.D.
Dr. S. D. Kalponde
 Academic Dean
Dean Academics
 Guru Gobind Singh College of
 Engineering and Research Centre, Nashik

D.N.G.
Dr. N. G. Nikam
 Principal
PRINCIPAL
 GURU GOBIND SINGH COLLEGE OF ENGINEERING
 & RESEARCH CENTRE, NASHIK



Guru Gobind Singh College of Engineering and Research Centre, Nashik
Student's Feedback Report (EVEN Term)

Academic Year: 2018-2019	Program : CE
--------------------------	--------------


Name of Teacher: Mr. A. G. Chaudhari

Rate the teaching-learning process parameters of mentioned subject
(Very Poor: 1, Poor: 2, Average: 3, Good: 4, Excellent: 5)

S. N.	Question	Name of Subject	FM				CT				Average		Online		CT
			Th/Pr		Pr		Th		Pr		Rating (05)		Parameter		
			Rating (05)	Rating (05)	Rating (05)	Rating (05)	Rating (05)	Rating (05)	Rating (05)	Rating (05)	Rating (05)	Rating (05)	Parameter	CT	
1	Regularity in class conduction		4.00	4.07	4.07	4.07	4.03								4.10
2	Delivery of course content		3.90	3.59	3.59	3.74									4.06
3	Teaching methodologies used for understanding concepts		3.90	3.48	3.48	3.69									4.07
4	Interaction and motivation related to course		3.83	3.45	3.45	3.64									4.08
5	Understanding of course objective		3.90	3.28	3.28	3.59									4.08
6	Overall command on class and subject		3.97	3.48	3.48	3.72									4.06
	Average		3.91	3.56	3.56	3.74									4.15
	Total Avg			3.56	3.56	3.65									4.10
7	Aware about the course outline (Yes/No)		No	Yes	No	Yes(%)	No(%)								
8	Aware about evaluation format (Yes/No)		1	25	4	86	9								
9	Course meets the expectation (Yes/No)		1	23	6	79	12								
	Overall Rating = 3.87		2	20	9	69	19								

Suggestions for Improvement :


Dr. V. M. Natraj
HOD, CE Dept.
GURU GOBIND SINGH COLLEGE OF ENGINEERING
& RESEARCH CENTRE, NASHIK


Dr. S. P. Kalpande
Academic Dean
Dean Academics
Guru Gobind Singh College of
Engineering and Research Centre, Nashik


Dr. N. G. Nikam
Principal
GURU GOBIND SINGH COLLEGE OF ENGINEERING
& RESEARCH CENTRE, NASHIK



Guru Gobind Singh College of Engineering and Research Centre, Nashik
Student's Feedback Report (EVEN Term)

Academic Year: 2018-2019	Program : CE
--------------------------	--------------

Name of Teacher: Mr. C. G. Joshi

Rate the teaching-learning process parameters of mentioned subject
(Very Poor: 1, Poor: 2, Average: 3, Good: 4, Excellent: 5)

S. N.	Question	Offline										Online				
		Name of Subject					Rating					Parameter	Rating ABE (A+B)	Rating APDB		
		Th	Pr	Th	Pr	Average	Th	Pr	Th	Pr	Average					
1	Regularity in class conduction	4.40	4.40	4.34	4.17	4.37	4.29	4.37	4.29	4.29	4.29	Audible Clear Voice & Pronunciations	3.89	4.63		
2	Delivery of course content	4.30	4.30	4.31	3.97	4.31	4.13	4.31	4.13	4.13	4.13	Clarity to students Doubts	4.12	4.58		
3	Teaching methodologies used for understanding concepts	3.80	3.80	4.38	4.14	4.09	3.97	4.09	3.97	3.97	3.97	Coverage of Syllabus	3.89	4.70		
4	Interaction and motivation related to course	4.50	4.50	4.48	4.24	4.49	4.37	4.49	4.37	4.37	4.37	Knowledge and Competence	3.90	4.60		
5	Understanding of course objective	3.80	3.80	4.34	4.10	4.07	3.95	4.07	3.95	3.95	3.95	Lecture Management	4.20	4.70		
6	Overall command on class and subject	4.50	4.50	4.31	4.07	4.41	4.28	4.41	4.28	4.28	4.28	Presentation Skill	4.10	4.75		
	Average	4.22	4.22	4.36	4.11	4.29	4.17	4.29	4.17	4.17	4.17	Real World Examples	3.80	4.58		
	Total Avg	4.22					4.24					4.23		Reference to university exam questions	3.50	4.35
7	Aware about the course outline (Yes/No)	6	0	25	4	86	11	25	4	86	11	Speed of delivery of syllabus	3.80	4.50		
8	Aware about evaluation format (Yes/No)	6	0	26	3	89	8	26	3	89	8	Students counseling and support	3.90	4.59		
9	Course meets the expectation (Yes/No)	5	1	27	2	89	8	27	2	89	8	Overall Rating=4.25	3.91	4.60		

Suggestions for Improvement : *

Pr

Dr. V. M. Natraj
HOD, CE Dept.

Head of Civil Engineering
GURU GOBIND SINGH COLLEGE OF ENGINEERING
& RESEARCH CENTRE, NASHIK

gub

Dr. S. R. Kalpande
Academic Dean

Dean Academics
Guru Gobind Singh College of
Engineering and Research Centre, Nashik



gub

Dr. N. G. Nikam
Principal

GURU GOBIND SINGH COLLEGE OF ENGINEERING
& RESEARCH CENTRE, NASHIK

Guru Gobind Singh College of Engineering and Research Centre, Nashik
Student's Feedback Report (EVEN Term)

Academic Year: 2018-2019	Program : CE
--------------------------	--------------

Name of Teacher: Mrs. T. A. Kulkarni

Rate the teaching-learning process parameters of mentioned subject
(Very Poor: 1, Poor: 2, Average: 3, Good: 4, Excellent: 5)

S. N.	Question	Online												
		Name of Subject		FE		QSCT		EG		Average		Parameter	Rating FE	Rating EG
		Th/Pr	Th	Pr	Th	Pr	Th	Pr	Th	Pr				
1	Regularity in class conduction			4.10	4.55	4.41	4.31	4.48				4.15	4.30	
2	Delivery of course content			4.10	4.15	4.48	4.29	4.30				4.23	4.40	
3	Teaching methodologies used for understanding concepts			4.07	4.15	4.41	4.24	4.21				4.22	4.43	
4	Interaction and motivation related to course			3.92	4.05	4.31	4.11	4.23				4.26	4.20	
5	Understanding of course objective			4.12	4.20	4.10	4.11	4.24				4.25	4.33	
6	Overall command on class and subject			4.15	4.40	4.24	4.20	4.30				4.13	4.23	
	Average			4.08	4.25	4.34	4.21	4.25				4.25	4.58	
	Total Avg			4.16	4.30	4.23	4.23	4.23				4.16	4.40	
				Yes	No	No	Yes(%)	No(%)						
7	Aware about the course outline (Yes/No)			59	3	28	95	5						
8	Aware about evaluation format (Yes/No)			59	2	24	90	8						
9	Course meets the expectation (Yes/No)			58	2	25	90	7						
Suggestions for Improvement : *														
Overall Rating = 4.28														

Rate

Dr. V. M. Natraj
HOD, CE Dept.

Head of Civil Engg.
GURU GOBIND SINGH COLLEGE OF ENGINEERING
& RESEARCH CENTRE, NASHIK

Dr. S. D. Kalpande

Dr. S. D. Kalpande
Academic Dean

Dean Academics
Guru Gobind Singh College of
Engineering and Research Centre, Nashik



Dr. N. G. Nikam

Principal
GURU GOBIND SINGH COLLEGE OF ENGINEERING
& RESEARCH CENTRE, NASHIK

Guru Gobind Singh College of Engineering and Research Centre, Nashik
Student's Feedback Report (EVEN Term)

Academic Year: 2018-19	Program : CE
------------------------	--------------

Name of Teacher: Mr. P. B. Shinde


Rate the teaching-learning process parameters of mentioned subject
(Very Poor: 1, Poor: 2, Average: 3, Good: 4, Excellent: 5)

S.N.	Question	Offline						Online				
		Name of Subject		SD II		ADS		Rating				
		Th/Pr	Th	Pr	Th	Pr	Th	Pr	Th	Pr	Rating SD II	Rating ADS
1	Regularity in class conduction		4.35	4.29	3.73	3.67	4.04	4.29	4.06	4.47	4.44	3.76
2	Delivery of course content		4.33	4.47	3.67	3.62	4.11	4.65	3.99	4.76	4.58	3.69
3	Teaching methodologies used for understanding concepts		4.60	4.65	3.62	3.53	3.97	4.18	3.92	4.06	4.48	3.75
4	Interaction and motivation related to course		4.45	4.76	3.53	3.72	4.00	4.14	4.07	4.50	3.63	
5	Understanding of course objective		4.23	4.18	3.72	3.82	4.00	4.14	4.07	4.48	3.73	
6	Overall command on class and subject		4.03	4.06	3.82	3.68	4.00	4.14	4.07	4.48	3.73	
	Average		4.33	4.40	3.68	3.67	4.00	4.14	4.07	4.48	3.73	
	Total Avg		4.37		3.67		4.07		Overall Rating=4.09			
7	Aware about the course outline (Yes/No)	Yes	34	6	53	87	15					
8	Aware about evaluation format (Yes/No)	Yes	35	5	54	89	13					
9	Course meets the expectation (Yes/No)	Yes	35	5	51	86	13					

Suggestions for Improvement : *


Dr. V. M. Natraj
HOD, CE Dept.

Head of CIVIL ENGG.
GURU GOBIND SINGH COLLEGE OF ENGINEERING
& RESEARCH CENTRE, NASHIK


Dr. S. D. Kalpande
Academic Dean

Dean Academics
Guru Gobind Singh College of
Engineering and Research Centre, Nashik



Dr. N. G. Nikam
Principal/CIPAL
GURU GOBIND SINGH COLLEGE OF ENGINEERING
& RESEARCH CENTRE, NASHIK



Guru Gobind Singh College of Engineering and Research Centre, Nashik
Student's Feedback Report (EVEN Term)

Academic Year: 2018-2019	Program : CE
--------------------------	--------------

Name of Teacher: Ms. V. V. Pawar

Rate the teaching-learning process parameters of mentioned subject
(Very Poor: 1, Poor: 2, Average: 3, Good: 4, Excellent: 5)

S. N.	Question	Offline						Online		Rating SA-I	Rating APDB	Rating SA-I
		Name of Subject		APDB		SA-I		Average	Parameter			
		Th/Pr	Th	Pr	Th	Pr	Th					
1	Regularity in class conduction		4.08	3.85	4.28	4.18	3.85	Audible Clear Voice & Pronunciations	4.30	3.98		
2	Delivery of course content		3.86	3.75	3.86	3.86	3.75	Clarity to students Doubts	4.25	3.98		
3	Teaching methodologies used for understanding concepts		3.95	3.88	3.62	3.78	3.88	Coverage of Syllabus	4.25	4.03		
4	Interaction and motivation related to course		3.75	3.76	3.66	3.70	3.76	Knowledge and Competence	4.23	3.95		
5	Understanding of course objective		3.95	3.69	3.69	3.82	3.69	Lecture Management	4.36	3.99		
6	Overall command on class and subject		3.92	3.78	3.83	3.87	3.78	Presentation Skill	4.23	4.01		
	Average		3.92	3.79	3.82	3.87	3.79	Real World Examples	3.90	3.99		
	Total Avg		3.85		3.82		3.83		Referance to university exam questions	4.15	3.95	
			Yes	No	Yes	Yes(%)	Not(%)	Speed of delivery of syllabus	4.29	4.11		
7	Aware about the course outline (Yes/No)		52	7.00	24	86	12	Students counseling and support	4.10	3.90		
8	Aware about evaluation format (Yes/No)		49	10.00	24	83	17		4.21	3.99		
9	Course meets the expectation (Yes/No)		47	12.00	21	77	20					
Suggestions for Improvement :										Overall Rating=4.01		



P. V. M. Natraj
Dr. V. M. Natraj
 HOD, CE Dept.

S. D. K. Kalpande
Dr. S. D. Kalpande
 Academic Dean
Dean Academics
 Guru Gobind Singh College of
 Engineering and Research Centre, Nashik

N. G. Nikam
Dr. N. G. Nikam
 Principal

GURU GOBIND SINGH COLLEGE OF ENGINEERING
 & RESEARCH CENTRE, NASHIK

GURU GOBIND SINGH COLLEGE OF ENGINEERING
 & RESEARCH CENTRE, NASHIK

Guru Gobind Singh College of Engineering and Research Centre, Nashik
Student's Feedback Report (EVEN Term)

Academic Year: 2018-2019	Program : CE
--------------------------	--------------

Name of Teacher: Mrs. V. S. Bhalerao

Rate the teaching-learning process parameters of mentioned subject
 (Very Poor: 1, Poor: 2, Average: 3, Good: 4, Excellent: 5)

S. N.	Question	Offline						Online					
		Name of Subject		SAI		DHS		Rating		Parameter		Rating (05) SAI	Rating (05) DHS
		Th/Pr	Th	Pr	Th	Pr	Th	Pr	Average	Audible Clear Voice & Pronunciations	Clarity to students Doubts		
1	Regularity in class conduction		3.92	4.43	4.43	4.43	4.43	4.43	4.17	4.43	Coverage of Syllabus	3.60	4.34
2	Delivery of course content		3.73	4.43	4.43	4.43	4.43	4.08	4.43	4.43	Knowledge and Competence	4.15	4.07
3	Teaching methodologies used for understanding concepts		3.83	4.71	4.71	4.71	4.71	4.27	4.71	4.71	Lecture Management	4.16	4.32
4	Interaction and motivation related to course		3.68	4.43	4.43	4.43	4.43	4.05	4.43	4.43	Presentation Skill	3.95	4.17
5	Understanding of course objective		3.83	4.86	4.86	4.86	4.86	4.34	4.86	4.86	Real World Examples	3.44	4.17
6	Overall command on class and subject		3.75	4.57	4.57	4.57	4.57	4.16	4.57	4.57	Reference to university exam questions	3.86	4.24
	Average		3.79	4.57	4.57	4.57	4.57	4.18	4.57	4.57	Speed of delivery of syllabus	3.94	4.13
	Total Avg		4.05	4.18	3.60	3.60	4.38	4.38	4.38	4.38	Students counseling and support	3.88	4.20
			Yes	Yes	No	No	Yes(%)	No(%)	Yes(%)	No(%)			
7	Aware about the course outline (Yes/No)		51	7	0	0	87.88	0.00	87.88	0.00			
8	Aware about evaluation format (Yes/No)		49	7	0	0	84.85	0.00	84.85	0.00			
9	Course meets the expectation (Yes/No)		48	6	1	1	81.82	14.29	81.82	14.29			
Suggestions for Improvement : *												Overall Rating=4.14	

V.S. Bhalerao
Dr. V. M. Natraj
 HOD, CE Dept.

G. Kalpande
Dr. S. D. Kalpande
 Academic Dean
Dean Academics

**GURU GOBIND SINGH COLLEGE OF ENGINEERING
 & RESEARCH CENTRE, NASHIK**

**Guru Gobind Singh College of
 Engineering and Research Centre, Nashik**

N. G. Nikam
Dr. N. G. Nikam
 Principal

**PRINCIPAL
 GURU GOBIND SINGH COLLEGE OF ENGINEERING
 & RESEARCH CENTRE, NASHIK**



Guru Gobind Singh College of Engineering and Research Centre, Nashik
Student's Feedback Report (EVEN Term)

Academic Year: 2017-2018	Program : CE
--------------------------	--------------

Name of Teacher: Mr. S. R. Bhutada

Rate the teaching-learning process parameters of mentioned subject
(Very Poor: 1, Poor: 2, Average: 3, Good: 4, Excellent: 5)

S. N.	Question	Offline						Online				
		Name of Subject		CM		CT		Rating		Parameter	Rating CT	Rating CM
		Th	Pr	Th	Pr	Th	Pr	Average	Average			
		Th/Pr			Rating (05)	Rating (05)	Rating (05)	Rating (05)				
1	Regularity in class conduction	4.00	4.00	4.07	4.59	4.00	4.22	4.4	Audible Clear Voice & Pronunciations	4.34	3.90	
2	Delivery of course content	4.05	3.95	4.05	4.53	4.05	4.18	4.5	Clarity to students Doubts	4.34	3.89	
3	Teaching methodologies used for understanding concepts	4.37	4.05	3.98	4.43	4.37	4.15	4.3	Coverage of Syllabus	4.23	3.93	
4	Interaction and motivation related to course	4.16	4.16	4.02	4.51	4.16	4.23	4.3	Knowledge and Competence			
5	Understanding of course objective	4.26	4.11	4.08	4.57	4.26	4.25	4.15	Lecture Management			
6	Overall command on class and subject	4.42	4.00	4.05	4.49	4.42	4.18	4.23	Presentation Skill			
	Average	4.21	4.04	4.04	4.52	4.21	4.20	4.43	Real World Examples			
	Total Avg	4.13		4.12	4.06	4.21		4.32	Reference to university exam questions			
		Yes	No	Yes	No	Yes(%)	No(%)		Speed of delivery of syllabus			
7	Aware about the course outline (Yes/No)	18	1	51	8	88	12		Students counseling and support			
8	Aware about evaluation format (Yes/No)	19	0	51	8	90	10		Avg			
9	Course meets the expectation (Yes/No)	18	1	51	8	88	12		Overall Rating = 4.15			


Dr. V. M. Natraj
HOD, CE Dept.


Dr. S. D. Kulkarni
Academic Dean

**GURU GOBIND SINGH COLLEGE OF ENGINEERING
& RESEARCH CENTRE, NASHIK**

Dean Academics
**Guru Gobind Singh College of
Engineering and Research Centre, Nashik**


Dr. N. G. Nikam
Principal

**GURU GOBIND SINGH COLLEGE OF ENGINEERING
& RESEARCH CENTRE, NASHIK**



Guru Gobind Singh College of Engineering and Research Centre, Nashik
Student's Feedback Report (EVEN Term)

Academic Year: 2017-2018	Program : CE
--------------------------	--------------

Name of Teacher: Mr. D. S. Desale

Rate the teaching-learning process parameters of mentioned subject
(Very Poor: 1, Poor: 2, Average: 3, Good: 4, Excellent: 5)

S. N.	Question	Offline						Online		Rating EM	Rating SD II
		Name of Subject		EM		Average		Parameter	Rating EM		
		Th	Pr	Th	Pr	Th	Pr				
1	Regularity in class conduction	4.45	4.65	4.64	4.64	4.54	4.64	Audible Clear Voice & Pronunciations	4.22	4.46	
2	Delivery of course content	4.42	4.55	4.36	4.36	4.39	4.46	Clarity to students Doubts	4.44	4.43	
3	Teaching methodologies used for understanding concepts	4.43	4.48	4.36	4.36	4.40	4.42	Coverage of Syllabus	4.46	4.46	
4	Interaction and motivation related to course	4.20	4.35	4.12	4.12	4.16	4.24	Knowledge and Competence	4.45	4.34	
5	Understanding of course objective	4.27	4.55	4.33	4.33	4.30	4.44	Lecture Management	4.50	4.26	
6	Overall command on class and subject	4.43	4.73	4.31	4.31	4.37	4.52	Presentation Skill	4.40	4.42	
	Average	4.37	4.55	4.36	4.36	4.36	4.45	Real World Examples	4.03	4.25	
	Total Avg	4.46		4.42		4.41		Reference to university exam questions	4.38	4.30	
		Yes	No	Yes	No	Yes(%)	No(%)	Speed of delivery of syllabus	4.50	4.45	
7	Aware about the course outline (Yes/No)	58	2	33	0	98	2	Students counseling and support	4.20	4.42	
8	Aware about evaluation format (Yes/No)	57	3	33	0	97	3		4.36	4.38	
9	Course meets the expectation (Yes/No)	57	3	32	1	96	4				
Suggestions for Improvement : *											
Overall Rating=4.38											

Desale
09/05/2019

Dr. V. M. Natraj
HOD, CE Dept.

**GURU GOBIND SINGH COLLEGE OF ENGINEERING
& RESEARCH CENTRE, NASHIK**

Dr. S. A. Kalpande

Dr. S. A. Kalpande
Academic Dean
Dean Academics
**Guru Gobind Singh College of
Engineering and Research Centre, Nashik**

Dr. N. G. Nikam

Dr. N. G. Nikam
Principal
**GURU GOBIND SINGH COLLEGE OF ENGINEERING
& RESEARCH CENTRE, NASHIK**



Guru Gobind Singh College of Engineering and Research Centre, Nashik
Student's Feedback Report (EVEN Term)

Academic Year: 2017-2018	Program : CE
--------------------------	--------------

Name of Teacher: Mr. A. R. Avhad

Rate the teaching-learning process parameters of mentioned subject
 (Very Poor: 1, Poor: 2, Average: 3, Good: 4, Excellent: 5)

S. N.	Question	Offline										Online		
		Name of Subject		CM		PMEE		Rating		Average		Parameter	Rating CM	Rating PMEE
		Th/Pr	Rating (05)	Th	Pr	Rating (05)	Th	Pr	Rating (05)	Th	Pr			
1	Regularity in class conduction		4.43	4.43	4.43	3.73	4.08	4.43	4.3	4.3	Audible Clear Voice & Pronunciations	4.36	3.69	
2	Delivery of course content		4.71	4.71	4.71	3.65	4.18	4.71	4.3	4.3	Clarity to students Doubts	4.29	3.90	
3	Teaching methodologies used for understanding concepts		4.43	4.43	4.43	3.62	4.02	4.43	4.25	4.25	Coverage of Syllabus	4.3	3.90	
4	Interaction and motivation related to course		4.57	4.57	4.57	3.53	4.05	4.57	4.34	4.34	Knowledge and Competence	4.34	3.86	
5	Understanding of course objective		4.71	4.71	4.71	3.63	4.17	4.71	4.3	4.3	Lecture Management	4.32	3.98	
6	Overall command on class and subject		4.71	4.71	4.71	3.57	4.14	4.71	4.32	4.32	Real World Examples	4.36	4.01	
	Average		4.60	4.60	4.60	3.62	4.11	4.60	4.29	4.29	Reference to university exam questions	4.29	3.89	
	Total Avg		4.60	4.60	4.60	3.42	4.35	4.60	4.34	4.34	Speed of delivery of syllabus	4.34	3.88	
			Yes	No	Yes	Yes	Yes(%)	No(%)	4.32	4.32	Students counseling and support	4.32	3.90	
7	Aware about the course outline (Yes/No)		7	0	56	95	0		Overall Rating=4.2					
8	Aware about evaluation format (Yes/No)		7	0	55	94	0							
9	Course meets the expectation (Yes/No)		6	1	55	92	14							
Suggestions for Improvement : *														

Avhad
 (A.R. Avhad)

P. V. M. Narraj
 Dr. V. M. Narraj
 HOD, CE Dept.

S. D. K. Kalande
 Dr. S. D. Kalande
 Academic Dean
Dean Academics
 Guru Gobind Singh College of
 Engineering and Research Centre, Nashik

S. D. K. Kalande
 Dr. S. D. Kalande
GURU GOBIND SINGH COLLEGE OF ENGINEERING
& RESEARCH CENTRE, NASHIK



Guru Gobind Singh College of Engineering and Research Centre, Nashik
Student's Feedback Report (EVEN Term)

Academic Year: 2017-2018	Program : CE
--------------------------	--------------

Name of Teacher: Ms. D. A. Ankalgil

Rate the teaching-learning process parameters of mentioned subject
(Very Poor: 1, Poor: 2, Average: 3, Good: 4, Excellent: 5)

S. N.	Question	Offline						Online				
		Name of Subject		ENV I A		ENV I B		Rating		Parameter	Rating ENV II	Rating ENV II
		Th/Pr	Th	Pr	Rating (05)	Th	Pr	Rating (05)	Th			
1	Regularity in class conduction		4.13	4.13	4.30	4.38	4.25	4.13	Audible Clear Voice & Pronunciations	4.56	4.07	
2	Delivery of course content		4.03	3.80	4.13	4.20	4.11	3.80	Clarity to students Doubts	4.50	4.02	
3	Teaching methodologies used for understanding concepts		3.93	3.77	4.15	4.25	4.09	3.77	Coverage of Syllabus	4.51	4.04	
4	Interaction and motivation related to course		3.88	4.27	4.02	4.05	3.96	4.27	Knowledge and Competence	4.56	4.06	
5	Understanding of course objective		3.73	4.17	4.08	4.30	4.01	4.17	Lecture Management	4.51	3.90	
6	Overall command on class and subject		3.80	4.27	3.93	4.20	4.00	4.27	Presentation Skill	4.50	4.06	
	Average		3.91	4.07	4.10	4.23	4.07	4.07	Real World Examples	4.56	4.02	
	Total Avg		3.99		4.17		4.07		Reference to university exam questions	4.42	3.96	
			Yes	No	Yes	No	Yes	No	Speed of delivery of syllabus	4.56	4.00	
7	Aware about the course outline (Yes/No)		37	3	59	1	96	4	Students counseling and support	4.42	4.01	
8	Aware about evaluation format (Yes/No)		36	4	58	2	94	6				
9	Course meets the expectation (Yes/No)		35	5	57	3	92	8				
Suggestions for Improvement : *												
Overall Rating=4.2												



Dr. V. M. Natraj
HOD, CE Dept.

GURU GOBIND SINGH COLLEGE OF ENGINEERING
& RESEARCH CENTRE, NASHIK





Dr. S. D. Kalpande
Academic Dean

Dean Academics
Guru Gobind Singh College of
Engineering and Research Centre, Nashik



Dr. N. G. Nikam
GURU GOBIND SINGH (Principal) OF ENGINEERING
& RESEARCH CENTRE, NASHIK

Guru Gobind Singh College of Engineering and Research Centre, Nashik
Student's Feedback Report (EVEN Term)

Academic Year: 2017-2018	Program : CE
--------------------------	--------------

Name of Teacher: Mr. R. K. Paikrao

Rate the teaching-learning process parameters of mentioned subject
(Very Poor: 1, Poor: 2, Average: 3, Good: 4, Excellent: 5)

S. N.	Question	Offline						Online	
		Name of Subject		DHS		Rating		Parameter	Rating DHS
		Th/Pr	Th	Pr	Rating (05)	Pr	Rating (05)		
1	Regularity in class conduction		4.58	4.58	4.38	4.48	4.48	Audible Clear Voice & Pronunciations	4.16
2	Delivery of course content		4.63	4.53	4.20	4.63	4.56	Clarity to students Doubts	4.11
3	Teaching methodologies used for understanding concepts		4.42	4.42	4.25	4.42	4.34	Coverage of Syllabus	4.30
4	Interaction and motivation related to course		4.32	4.21	4.05	4.32	4.13	Knowledge and Competence	4.25
5	Understanding of course objective		4.53	4.47	4.30	4.53	4.39	Lecture Management	3.98
6	Overall command on class and subject		4.11	4.21	4.20	4.11	4.21	Presentation Skill	4.03
	Average		4.43	4.40	4.23	4.43	4.32	Real World Examples	4.16
	Total Avg		3.67	3.64	3.50	4.37	4.37	Referance to university exam questions	4.14
			Yes	No	No	Yes(%)	No(%)	Speed of delivery of syllabus	4.31
7	Aware about the course outline (Yes/No)		19	1	1	95	3	Students counseling and support	4.31
8	Aware about evaluation format (Yes/No)		18	2	2	90	7		
9	Course meets the expectation (Yes/No)		18	2	3	90	8		
Suggestions for Improvement : *									Overall Rating=4.27




Dr. V. M. Natraj

Head of CE Deptt.
GURU GOBIND SINGH COLLEGE OF ENGINEERING
& RESEARCH CENTRE, NASHIK


Dr. S. D. Kalpande

Academic Dean
Dean Academics
Guru Gobind Singh College of
Engineering and Research Centre, Nashik


Dr. N. G. Nikam

Principal
GURU GOBIND SINGH COLLEGE OF ENGINEERING
& RESEARCH CENTRE, NASHIK

Guru Gobind Singh College of Engineering and Research Centre, Nashik
Student's Feedback Report (EVEN Term)

Academic Year: 2018-2019

Program : CE

Name of Teacher: V.O. Kulkarni

Rate the teaching-learning process parameters of mentioned subject
 (Very Poor: 1, Poor: 2, Average: 3, Good: 4, Excellent: 5)

S. N.	Question	Name of Subject	APC				CM				Average		Online		Rating APC
			Th	Pr	Th	Pr	Th	Pr	Th	Pr	Parameter	Rating			
1	Regularity in class conduction		4.50	4.50	4.00	4.25	4.25	4.25	4.25	4.16	4.13	4.16	4.13	4.16	4.13
2	Delivery of course content		4.50	4.50	3.95	4.22	4.22	4.22	4.22	4.08	4.08	4.08	4.08	4.08	4.08
3	Teaching methodologies used for understanding concepts		4.50	4.50	4.05	4.28	4.28	4.28	4.28	4.16	4.16	4.16	4.16	4.16	4.16
4	Interaction and motivation related to course		4.50	4.50	4.16	4.33	4.33	4.33	4.33	4.16	4.16	4.16	4.16	4.16	4.16
5	Understanding of course objective		4.50	4.50	4.11	4.30	4.30	4.30	4.30	4.16	4.16	4.16	4.16	4.16	4.16
6	Overall command on class and subject		4.50	4.50	4.00	4.25	4.25	4.25	4.25	4.16	4.16	4.16	4.16	4.16	4.16
		Average	4.5	4.50	4.04	4.27	4.27	4.27	4.27	4.13	4.13	4.13	4.13	4.13	4.13
		Total Avg		4.50	4.00	4.27	4.27	4.27	4.27	4.15	4.15	4.15	4.15	4.15	4.15
			Yes	No	No	Yes(%)	No(%)								
7	Aware about the course outline (Yes/No)		1	1	1	50	10								
8	Aware about evaluation format (Yes/No)		1	1	0	50	5								
9	Course meets the expectation (Yes/No)		1	1	1	50	10								
Overall Rating= 4.21															

Suggestions for Improvement : *

Dr. V. M. Natraj



Head of Department
GURU GOBIND SINGH COLLEGE OF ENGINEERING
 & RESEARCH CENTRE, NASHIK

Dr. S. D. Kalpande



Academic Dean
Guru Gobind Singh College of
Engineering and Research Centre, Nashik

Dr. N. G. Nikam



Principal
GURU GOBIND SINGH COLLEGE OF ENGINEERING
 & RESEARCH CENTRE, NASHIK



Academic Year: 2017-2018

Program: CE

Guru Gobind Singh College of Engineering and Research Centre, Nashik
Student's Feedback Report (EVEN Term)

Name of Teacher: Mr. C. S. Kanbariya

Rate the teaching-learning process parameters of mentioned subject
(Very Poor: 1, Poor: 2, Average: 3, Good: 4, Excellent: 5)

S. N.	Question	Offline										Online							
		Rating					Average					Parameter	Rating	Rating					
		Name of Subject		PMIEE		ADS		QSCT		EM		Average							
		Th	Pr	Th	Pr	Th	Pr	Th	Pr	Th	Pr	Th	Pr						
1	Regularity in class conduction	4.20	4.33	4.41	4.41	4.30	4.53	4.30	4.53	4.40	4.40	Audible Clear Voice & Pronunciations	4.01	4.45					
2	Delivery of course content	3.85	4.00	4.23	4.23	4.04	4.36	4.04	4.36	4.40	4.45	Clarity to students Doubts	3.90	4.45					
3	Teaching methodologies used for understanding concepts	3.90	4.67	4.48	4.48	4.19	4.53	4.19	4.53	4.45	4.45	Coverage of Syllabus	4.25	4.40					
4	Interaction and motivation related to course	3.25	4.00	4.71	4.35	3.80	4.35	3.80	4.35	4.45	4.45	Knowledge and Competence	3.40	4.40					
5	Understanding of course objective	3.55	3.67	4.71	4.26	3.90	4.26	3.90	4.26	4.21	4.33	Lecture Management	4.05	4.45					
6	Overall command on class and subject	3.95	3.67	4.71	4.26	4.08	4.26	4.08	4.26	4.21	4.30	Presentation Skill	4.45	4.45					
		Average		4.06		4.71		4.20		4.20		4.25		Real World Examples		4.46	4.33		
		Total Avg		3.96		3.96		4.32		4.32		4.32		Reference to university exam questions		4.44	4.30		
		Yes		No		No		Yes		No		Yes(%)		No(%)		Speed of delivery of syllabus		4.16	4.41
7	Aware about the course outline (Yes/No)	37	3	1	23	4	4	90	11	Overall Rating=4.30									
8	Aware about evaluation format (Yes/No)	36	3	1	23	4	4	88	11										
9	Course meets the expectation (Yes/No)	35	3	1	24	3	3	88	9										

Suggestions for Improvement : *

Dr. V. M. Natraj
HOD, CE Dept.
Head of Civil Engg.
GURU GOBIND SINGH COLLEGE OF ENGINEERING
& RESEARCH CENTRE, NASHIK

Dr. S. D. Karpande
Academic Dean
Guru Gobind Singh College of
Engineering and Research Centre, Nashik

Dr. N. G. Nilkanth
Principal
GURU GOBIND SINGH COLLEGE OF ENGINEERING
& RESEARCH CENTRE, NASHIK



Guru Gobind Singh College of Engineering and Research Centre, Nashik
Student's Feedback Report (EVEN Term)

Academic Year: 2018-2019

Program : CE

Name of Teacher: Mr. S. R. Pagar

Rate the teaching-learning process parameters of mentioned subject
 (Very Poor: 1, Poor: 2, Average: 3, Good: 4, Excellent: 5)

S. N.	Question	ADS				EMI				OSCT				Average				Parameter		ADS
		Th	Pr	Th	Pr	Th	Pr	Th	Pr	Th	Pr	Th	Pr	Th	Pr	Yes (%)	No (%)			
		Name of Subject																		
		Th/Pr																		
1	Regularity in class conduction	4.55	3.33	4.42	4.86	4.55	4.20	4.44	4.34	4.44	4.44	4.44	4.44	4.44	4.44	4.44	4.44	4.44	4.44	4.44
2	Delivery of course content	4.35	3.30	4.29	4.86	4.35	4.15	4.40	4.45	4.40	4.40	4.40	4.40	4.40	4.40	4.40	4.40	4.40	4.40	4.40
3	Teaching methodologies used for understanding concepts	4.33	3.15	4.16	4.43	4.33	3.91	4.44	4.40	4.44	4.44	4.44	4.44	4.44	4.44	4.44	4.44	4.44	4.44	4.44
4	Interaction and motivation related to course	4.33	3.18	4.00	4.71	4.33	3.97	4.44	4.40	4.44	4.44	4.44	4.44	4.44	4.44	4.44	4.44	4.44	4.44	4.44
5	Understanding of course objective	4.20	3.36	4.39	4.71	4.20	4.16	4.30	4.30	4.30	4.30	4.30	4.30	4.30	4.30	4.30	4.30	4.30	4.30	4.30
6	Overall command on class and subject	4.23	3.36	4.27	4.71	4.23	4.11	4.41	4.41	4.41	4.41	4.41	4.41	4.41	4.41	4.41	4.41	4.41	4.41	4.41
	Average	4.329166667	3.28	4.25	4.71	4.30	4.08	4.45	4.45	4.45	4.45	4.45	4.45	4.45	4.45	4.45	4.45	4.45	4.45	4.45
	Total Avg	3.81	4.00	4.00	4.00	4.30	4.38	4.38	4.38	4.38	4.38	4.38	4.38	4.38	4.38	4.38	4.38	4.38	4.38	4.38
7	Aware about the course outline (Yes/No)	Yes	No	Yes	No	Yes	No	Yes	No	Yes	No	Yes	No	Yes	No	Yes	No	Yes	No	Yes
		36	4	0	7	91	7	91	7	91	7	91	7	91	7	91	7	91	7	91
8	Aware about evaluation format (Yes/No)	Yes	No	Yes	No	Yes	No	Yes	No	Yes	No	Yes	No	Yes	No	Yes	No	Yes	No	Yes
		36	4	0	7	91	7	91	7	91	7	91	7	91	7	91	7	91	7	91
9	Course meets the expectation (Yes/No)	Yes	No	Yes	No	Yes	No	Yes	No	Yes	No	Yes	No	Yes	No	Yes	No	Yes	No	Yes
		37	4	0	6	91	7	91	7	91	7	91	7	91	7	91	7	91	7	91
	Suggestions for Improvement : *																			
		Overall Rating = 4.32																		

(Signature)

(Signature)

Dr. V. M. Natraj
 HOD, CE Dept.
 Head of Civil Engg.
 GURU GOBIND SINGH COLLEGE OF ENGINEERING
 & RESEARCH CENTRE, NASHIK

(Signature)

Dr. S. D. Kalpande
 Academic Dean
 Dean Academics
 Guru Gobind Singh College of
 Engineering and Research Centre, Nashik

(Signature)

Dr. N. G. Nham
 PRINCIPAL
 GURU GOBIND SINGH COLLEGE OF ENGINEERING
 RESEARCH CENTRE, NASHIK



Guru Gobind Singh College of Engineering and Research Centre, Nashik
Student's Feedback Report (Mid Term)

Academic Year: 2017-2018

Program : CE

Name of Teacher: Mr. T. D. Vahute

Rate the teaching-learning process parameters of mentioned subject
(Very Poor: 1, Poor: 2, Average: 3, Good: 4, Excellent: 5)

S. N.	Question	Offline						Online	
		Name of Subject		Rating		Average		Parameter	Rating
		Th/Pr	Pr	Th	Pr	Th	Pr		EM
1	Regularly in class conduction	3.85	4.86	4.70	4.70	4.70	4.47	Clarity to students Doubts	3.90
2	Delivery of course content	3.75	4.86	4.21	4.21	4.21	4.27	Coverage of Syllabus	4.25
3	Teaching methodologies used for understanding concepts	3.75	4.43	4.31	4.31	4.31	4.16	Knowledge and Competence	4.34
4	Interaction and motivation related to course	3.50	4.71	3.97	3.97	3.97	4.06	Lecture Management	4.20
5	Understanding of course objective	3.60	4.71	4.09	4.09	4.09	4.14	Presentation Skill	4.30
6	Overall command on class and subject	3.75	4.71	4.13	4.13	4.13	4.20	Real World Examples	4.40
	Average	3.70	4.71	4.23	4.23	4.16	4.16	Reference to university exam questions	4.30
	Total Avg			4.23		4.16	4.02	Speed of delivery of syllabus	4.12
				Yes	No	Yes(%)	No (%)	Students counselling and support	4.10
7	Aware about the course outline (Yes/No)			33	1	97	1		4.21
8	Aware about evaluation format (Yes/No)			32	2	94	2		
9	Course meets the expectation (Yes/No)			33	1	97	1		
Suggestions for Improvement : *									
Overall Rating=4.15									

fm

DR

fm

DR

Dr. V. M. Nairaj
HOD, CE Dept.
Head of Civil Engg.
GURU GOBIND SINGH COLLEGE OF ENGINEERING
& RESEARCH CENTRE, NASHIK

Dr. S. D. Kalpande
Head of Academic
Guru Gobind Singh College of
Engineering and Research Centre, Nashik

Dr. N. G. Nirkam
Principal
GURU GOBIND SINGH COLLEGE OF ENGINEERING
& RESEARCH CENTRE, NASHIK



Guru Gobind Singh College of Engineering and Research Centre, Nashik
Student's Feedback Report (EVEN Term)


Academic Year: 2018-2019

Name of Teacher: Mr. K. U. Pardeshi

Rate the teaching-learning process parameters of mentioned subject
(Very Poor: 1, Poor: 2, Average: 3, Good: 4, Excellent: 5)

S. N.	Question	Online			Parameter
		SD II	FM-I	Pr	
	Name of Subject				Audible Clear Voice & Pronunciations
	Th/Pr	Pr	Pr	Pr	
		Rating (05)	Rating (05)		Clarity to students Doubts
1	Regularity in class conduction	3.96	3.10	3.53	
2	Delivery of course content	3.26	3.19	3.22	Coverage of Syllabus
3	Teaching methodologies used for understanding concepts	3.13	3.25	3.19	
4	Interaction and motivation related to course	3.04	3.07	3.06	Knowledge and Competence
5	Understanding of course objective	3.22	3.32	3.27	
6	Overall command on class and subject	3.00	2.95	2.97	Lecture Management
	Average	3.27	3.15	3.21	
	Total Avg	3.95	3.95	3.95	Presentation Skill
		No	No	Not(%)	
7	Aware about the course outline (Yes/No)	12		60	Real World Examples
8	Aware about evaluation format (Yes/No)	13		65	
9	Course meets the expectation (Yes/No)	12		60	Reference to university exam questions
					Speed of delivery of syllabus
					Students counseling and support
					Overall Rating= 3.95

Suggestions for Improvement : *


Dr. V. M. Narraj
 HOD, CE Dept.
 Head of Civil Engg.
 GURU GOBIND SINGH COLLEGE OF ENGINEERING
 & RESEARCH CENTRE, NASHIK


Dr. S. D. Kalpande
 Academic Dean
 Dean Academics
 Guru Gobind Singh College of
 Engineering and Research Centre, Nashik


Dr. N. K. Nikam
 Principal
 GURU GOBIND SINGH COLLEGE OF ENGINEERING
 & RESEARCH CENTRE, NASHIK



Guru Gobind Singh Foundation's
Guru Gobind Singh College of Engineering and Research Centre, Nashik.

Department of Civil Engineering
Feedback analysis
Corrective measures taken
For the Feedback of A.Y. 2018-19

Date of Feedback: 26/10/2018 and 23/04/2019

Feedback on: Institute

Total no of responses recorded : 289

Summary of the Feedback – SEM-I and SEM-II

Following are the observations and corrective measures taken from the feedback:

Sr. No	Major Observations	Corrective Measures	Responsibility
1	Students requested for extra timing hours in library during examinations	Discussed with principal & suitable necessary action is proposed by principal.	HOD Principal
2	Students requested for training sessions on Non-technical topics like Resume Writing, Spoken English, Interview Skills etc.	As a part of Curriculum the basis of communication is, letter writing is mandatory for all students. However special class on Resume writing, spoken english will be conducted	HOD
3	Canteen facilities should be improved.	The student feedback communicated to principal for necessary action.	Principal



Ms. V.V. Pawar
Feedback Coordinator



Dr. V.M. Natraj
Head, (CED).



Dr. S.D. Kalpande
Academic Dean




Dr. N.G. Nikam
Principal

Guru Gobind Singh Foundation's
Guru Gobind Singh College of Engineering and Research Centre, Nashik.

Department of Civil Engineering

Action Taken Report
(To be filled by Head of Department)

Sr. No	Action Taken	Status of implementation
1	The Students feedback is communicated to Principal for needful action.	Implemented
2	Extra ^{Extra} lectures by faculty on Resume writing, interview skill conducted	Implemented
3	Communicated to Principal for needful action.	Implemented
4		
5		


Dr. V.M. Natraj
Head, (CED).

Guru Gobind Singh Foundation's
Guru Gobind Singh College of Engineering and Research Centre, Nashik.

Department of Civil Engineering
Feedback analysis
Corrective measures taken
For the Feedback of A.Y. 2018-19

Date of Feedback: 26/10/2018 and 23/04/2019

Feedback on: Academic

Total no of responses recorded : 289

Summary of the Feedback – SEM-I and SEM-II

Following are the observations and corrective measures taken from the feedback:

Sr. No	Major Observations	Corrective Measures	Responsibility
1	Interaction and motivation related to course should be arranged.	1) Faculty should keep interaction with student & keep them informed about the opportunities & development in the field. 2) Should arrange expert lecture in respective field.	All faculty to update regarding action taken monthly
2	For few faculties Overall command on class and subject should be improved.	1) Letter issued to concerned faculty to prepare class notes & discuss the proceeding in class in subsequent semesters 2) Instructed to move around class during class & talk to student for their understanding of subject	HOD, senior faculty to supervise the development & suggest improvement in teaching methods.



Ms. V. V. Pawar
Feedback Coordinator



Dr. V. M. Natraj
Head, (CED).



Dr. S. B. Kalpande
Academic Dean



Dr. N. G. Nikam
Principal

Guru Gobind Singh Foundation's
Guru Gobind Singh College of Engineering and Research Centre, Nashik.

Department of Civil Engineering

Action Taken Report

(To be filled by Head of Department)

Sr. No	Action Taken	Status of implementation
1	During department meeting faculty are encouraged to have constant interaction with students in & out of class. Motive student in curriculum & Co-curriculum activities	Implemented - Faculty are have organised expert lecture
2	1) Instructed to ^{be well} prepared for lecture. 2) Not to stay fixed on platform but move around the class frequently. 3) Good number of examples to be given during lectures	Implemented - observation made through class observation by HOD, senior faculty
3		
4		
5		



Dr. V.M. Natraj
Head, (CED).